


SUBMIT YOUR GRAD APP! ASAP!



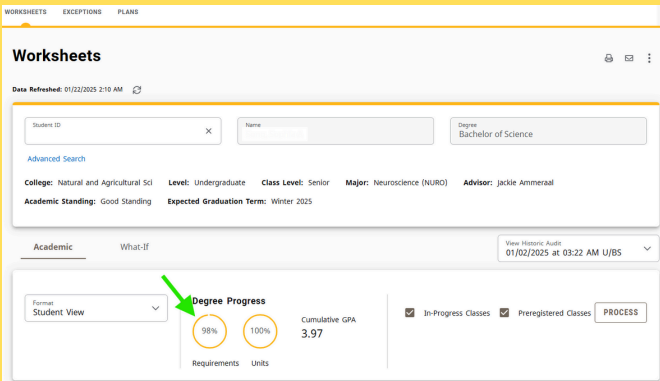
**TO BE ELIGIBLE FOR GRADUATION, ALL STUDENTS
MUST SUBMIT A GRADUATION APPLICATION BY THE GRAD APP DEADLINE!
JUST FOLLOW THESE EASY STEPS.**

***SEE INFO AT BOTTOM FOR SUMMER GRADUATION**

STEP 1

Review your degree audit!

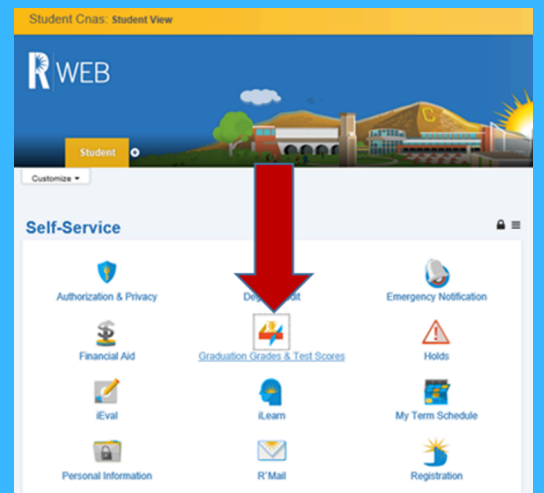
- Requirements should be at 98%
- Confirm all requirements look right
- If not at 98%, contact your advisor



STEP 2

Submit Grad App on R'Web

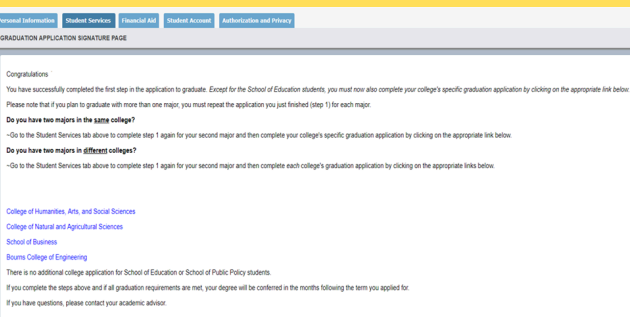
- Go to R'Web > Apply to Graduate
- Review and confirm your info
- Contact your advisor if you run into any issues



STEP 3

Confirmation page

- That's it! You're all set!
- There are no additional steps needed
- You'll also get an email confirmation from reghelpdesk@ucr.edu



STEP 4

Commencement Ceremony!

- Visit commencement.ucr.edu for info about the graduation ceremony
- Submit Intent to Participate Form (available in April, on commencement website)



Summer grad?

- You are eligible to participate in the Spring Commencement ceremony if you only need 15 units or less in summer to satisfy all degree requirements
- If so, submit your summer grad app once you've registered for your summer classes (**deadline: first week of spring quarter**), just follow same steps above
- If you need more than 15 units in summer to graduate, contact your advisor
- If not participating in the Spring Commencement ceremony as summer grad, you can apply for graduation by the summer deadline (typically July 1).



GRAD APP WORKSHOPS!

Need more help and guidance on the Grad App process?

Attend one of our Grad App Workshops

Go to cnasstudent.ucr.edu/workshops for more info